



CT-DETR and ReID-Guided Multi-Target Tracking Algorithm in Complex Scenes

Ming Gao^{1,*} and Shixin Yang²

¹School of Artificial Intelligence and Computer Science, Jiangnan University, Wuxi 214122, China

²School of Computer Science and Artificial Intelligence, Beijing Technology and Business University, Beijing 100048, China

Abstract

In the era of rapid technological advancement, the demand for sophisticated Multi-Object Tracking (MOT) systems in applications such as intelligent surveillance and autonomous navigation has become increasingly critical. However, existing models often struggle with accuracy and efficiency in densely populated or dynamically complex environments. Addressing these challenges, we introduce a novel deep learning-based MOT model that incorporates the latest CT-DETR detection technology and an advanced ReID module for improved pedestrian tracking. Experimental results demonstrate the model's superior performance in accurately identifying and tracking multiple targets across varied scenarios, significantly outperforming existing benchmarks. This research not only marks a significant leap forward in the field of video surveillance technology but also lays a foundational framework for future advancements in intelligent system applications, underscoring the importance of innovation in deep learning methodologies for

real-world challenges.

Keywords: multi-object tracking, deep learning, CT-DETR, pedestrian re-identification, intelligent surveillance systems.

1 Introduction

Recently, the widespread use of video data has driven the continuous demand for and ongoing development of Multiple Object Tracking (MOT) technology [1]. Multiple Object Tracking is a critical computer vision task aimed at identifying, localizing, and tracking multiple moving objects from video sequences, and inferring their relationships and behaviors. This technology finds extensive applications across various domains, including but not limited to intelligent surveillance, autonomous driving, robot navigation, medical image analysis, and sports analytics [2]. With the continuous improvement of sensor technology and computing power, coupled with the rapid advancement of deep learning methods, the importance and effectiveness of Multiple Object Tracking technology in practical applications are becoming increasingly prominent [3].

Pedestrian target tracking is of significant importance in today's digital age. This technology not only aids in real-time monitoring and tracking of pedestrian activities in intelligent surveillance systems but also finds applications in urban traffic management, intelligent transportation systems, and



Academic Editor:

Guoxiong Zhou

Submitted: 23 November 2023

Accepted: 21 May 2024

Published: 29 May 2024

Vol. 1, No. 1, 2024.

10.62762/TETAI.2024.240529

*Corresponding author:

✉ Ming Gao

aarongaoming@ieee.org

Citation

Gao, M., & Yang, S. (2024). CT-DETR and ReID-Guided Multi-Target Tracking Algorithm in Complex Scenes. *IECE Transactions on Emerging Topics in Artificial Intelligence*, 1(1), 44–57.

© 2024 IECE (Institute of Emerging and Computer Engineers)

human-computer interaction fields [4]. In intelligent surveillance systems, pedestrian target tracking helps ensure public safety, monitor access to critical areas, and promptly identify abnormal behaviors. In urban traffic management, it can be utilized to monitor pedestrian movement trajectories and traffic flow, thereby optimizing traffic signal control and enhancing traffic efficiency and safety. Additionally, pedestrian target tracking assists autonomous vehicles in sensing pedestrian positions and dynamics, thus avoiding traffic accidents [4]. In the realm of human-computer interaction, pedestrian target tracking technology provides fundamental support for intelligent services and augmented reality applications, improving user experiences and driving the development and application of intelligent technologies. Hence, pedestrian target tracking technology holds broad prospects and significant societal importance in the digital era [5].

With the advancement of single-object tracking technology, research on multiple-object tracking has gradually branched into two main directions: online tracking and batch tracking. Online tracking primarily consists of two key steps: target detection and Re-identification (ReID) [6]. Target detection involves identifying potential targets in each frame of an image, typically using object detection algorithms such as Convolutional Neural Networks (CNN) or other deep learning models. ReID, on the other hand, is about re-identifying targets across different time steps to ensure consistency in the tracking process. This process often involves steps like feature extraction, feature matching, and similarity measurement to accurately associate targets across different time steps. Batch tracking, meanwhile, adopts a different strategy. It does not update in real-time at each time step but optimizes tracking results by processing the entire video sequence. Batch tracking methods typically utilize spatial and temporal consistency among targets for global optimization, aiming to improve tracking accuracy and stability [7]. In batch tracking, target detection is initially required, similar to online tracking methods. However, instead of being used solely for tracking in the current frame, detected targets are integrated into a global optimization process to maintain consistency across the entire video sequence. This process often involves techniques such as data association and trajectory graph optimization.

However, in the past, most tracking networks have focused on using anchor-based networks for two-step detection and tracking methods to extract object

features. However, recent research has found that anchor-based detection networks have better tracking capabilities [7]. During the tracking process, when targets overlap, anchor-based detection networks may encounter difficulties in clearly separating different targets. This ambiguity can lead to tracking algorithms erroneously considering overlapping targets as a single target or having difficulty accurately distinguishing them when targets intersect. Therefore, although anchor-based detection networks can provide excellent tracking performance in many cases, further research and improvements are still needed to enhance the accuracy and robustness of tracking algorithms in scenarios involving overlapping targets [13].

To address the aforementioned issues, this paper combines the CT-DERT (Center and Tracked-DERT) framework with JDE (Joint Detection and Embedding) in a single network to accomplish two key tasks: target detection and tracking. In this network, the target detection framework first detects targets by identifying their centroids and bounding boxes, and then employs ReID (Re-identification) technology for target matching. By utilizing feature-based specific metrics to link existing target trajectories, this integrated approach effectively enhances the accuracy of tracking.

- This paper proposes an anchor-free detection framework that no longer relies on predefined anchor points but directly detects the centroids and bounding boxes of targets. This new detection framework is more flexible in handling overlapping targets and can more accurately segment different targets, bringing new ideas and methods to the field of multiple object tracking.
- The ByteTrack model, which is a video-based multi-object tracking model, is optimized in this paper. By integrating the CT-DERT framework and JDE model, ByteTrack is further improved to enhance its tracking accuracy and efficiency, making it more suitable for multi-object tracking tasks in real-world scenarios.
- The effectiveness of the proposed methods is validated through extensive experiments in this paper. These experimental results demonstrate the effectiveness and practicality of the proposed methods, providing valuable references for research and practice in the field of multiple object tracking.

The structure of this paper comprises several key

sections: related work, methodology, experimental results, and conclusion. In the related work section, we investigated existing literature and methodologies in pedestrian target tracking. The methodology section outlines our proposed approach, including the implementation of the tracking algorithm and any other innovations. Subsequently, the experimental section introduces the results and evaluation of our approach. Finally, the conclusion summarizes the research findings and discusses implications for future research and applications.

2 Related Work

2.1 The research of object detection

In the realm of multi-object tracking, target detection techniques play a pivotal role. These techniques serve as the foundation for identifying and localizing objects within a scene, a prerequisite for subsequent tracking processes [28, 31]. Notably, the emergence of deep learning architectures has significantly advanced the state-of-the-art in target detection. Among these architectures, YOLO (You Only Look Once) models have gained considerable attention for their real-time performance and accuracy. Noteworthy variants such as YOLOv5, YOLOv8, and YOLOv9 have been introduced, each refining the original architecture to achieve better performance in terms of speed, accuracy, or both [29, 30].

Beyond YOLO models, recent advancements have been made in transformer-based object detection and tracking methods. One notable approach is DETR (DEtection TRansformer) [32], which leverages transformer architectures to directly predict object bounding boxes and categories in an end-to-end manner. Variants such as Deformable DETR, PnP-DETR, and RT-DETR have further extended the capabilities of transformer-based approaches, addressing shortcomings such as scalability, robustness to occlusions, and handling deformable objects [32, 33].

Each of these algorithms has its strengths and limitations. YOLO models excel in real-time performance and simplicity but may sacrifice fine-grained localization accuracy compared to slower, two-stage detectors [8]. Transformer-based approaches offer end-to-end learning capabilities and global context modeling, but they may suffer from increased computational complexity and training data requirements. Understanding these trade-offs is crucial for selecting the most suitable algorithm for

specific tracking tasks.

2.2 Research on multi-object tracking

In the current landscape of multi-object tracking algorithms, several notable approaches have emerged, each with its strengths and limitations. SORT (Simple Online and Realtime Tracking) is a popular method known for its simplicity and efficiency [10, 26]. It operates on a tracking-by-detection framework, associating object detections across frames based on motion models and appearance features. SORT is renowned for its real-time performance and effectiveness in tracking multiple objects simultaneously. However, its performance may degrade in scenarios with heavy occlusions or complex interactions between objects due to its reliance on simple motion and appearance models [27]. DeepSORT (Deep Simple Online and Realtime Tracking) builds upon SORT by integrating deep learning techniques for improved object appearance modeling and feature extraction. By leveraging deep neural networks, DeepSORT achieves better robustness to occlusions and appearance variations, resulting in more accurate and reliable tracking performance compared to traditional SORT. However, DeepSORT may suffer from higher computational costs and resource requirements due to the complexity of deep learning models. MOTDT (Multiple Object Tracking with Deep Learning and Tracklet) is another notable algorithm that combines deep learning methods with tracklets, short track segments, to improve tracking performance. MOTDT excels in handling complex scenarios with occlusions and crowded environments by leveraging deep feature representations and tracklet association techniques. However, its performance may be affected by issues such as track fragmentation and identity switches in highly dynamic scenes [14].

JDE (Joint Detection and Embedding) integrates object detection and feature embedding into a unified framework for multi-object tracking. By jointly optimizing detection and embedding tasks, JDE achieves superior performance in associating object detections and maintaining object identities over time. This approach benefits from end-to-end learning and feature embedding, resulting in robust tracking performance across various challenging scenarios. However, JDE may suffer from increased computational complexity and training data requirements compared to simpler tracking methods.

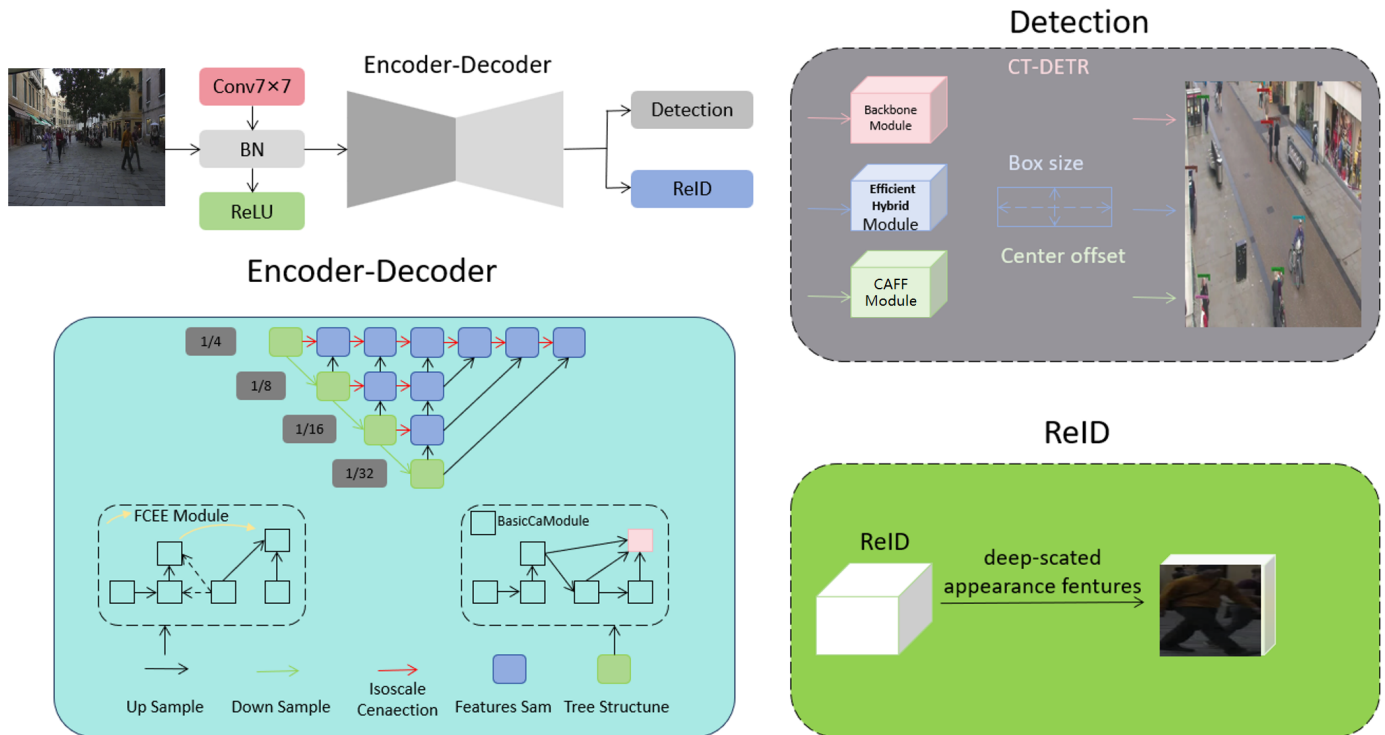


Figure 1. Overall Structure Diagram of the Model.

Bytetrack is a recent addition to the multi-object tracking landscape, leveraging advanced techniques such as deep learning, attention mechanisms, and graph neural networks. Bytetrack aims to address the limitations of existing methods by incorporating contextual information and global dependencies into the tracking process, leading to improved robustness and accuracy. However, its effectiveness in real-world scenarios and computational efficiency relative to traditional methods remain areas of ongoing research and evaluation [15].

Overall, while each of these algorithms offers distinct advantages in multi-object tracking, they also exhibit specific limitations that need to be addressed for more comprehensive and effective tracking solutions. The progression from simpler methods like SORT to more advanced approaches like Bytetrack reflects the continuous evolution and refinement of multi-object tracking techniques in response to the challenges posed by complex real-world scenarios [7, 9].

3 Methodology

Our overall method framework is illustrated in Figure 1 and consists primarily of two components: the detection module and the re-identification (ReID) module [12]. Firstly, the detection module employs the CT-DETR model for pedestrian target detection. The CT-DETR model, based on Transformer architecture,

accurately detects pedestrian targets in images and videos with high efficiency, making it suitable for handling large-scale real-time surveillance scenarios.

Secondly, the reID module addresses the pedestrian target re-identification task. In this module, we adopt a deep learning approach that comprehensively utilizes both semantic and spatial information, along with a fusion technique for shallow and deep features. Through these methods, our network can capture pedestrian target features more comprehensively, thereby enhancing re-identification accuracy and robustness.

In summary, our approach combines the detection and reID modules, utilizing advanced models and techniques to achieve efficient detection and accurate re-identification of pedestrian targets. This provides strong support for applications in real-time surveillance systems and intelligent transportation systems, among others.

3.1 CT-DETR mode

The complete architecture of the CT-DETR model comprises a backbone network, a hybrid encoder, and a transformer decoder with auxiliary prediction heads. The backbone network serves as the foundational component, responsible for extracting feature representations of input images, utilizing a pre-trained

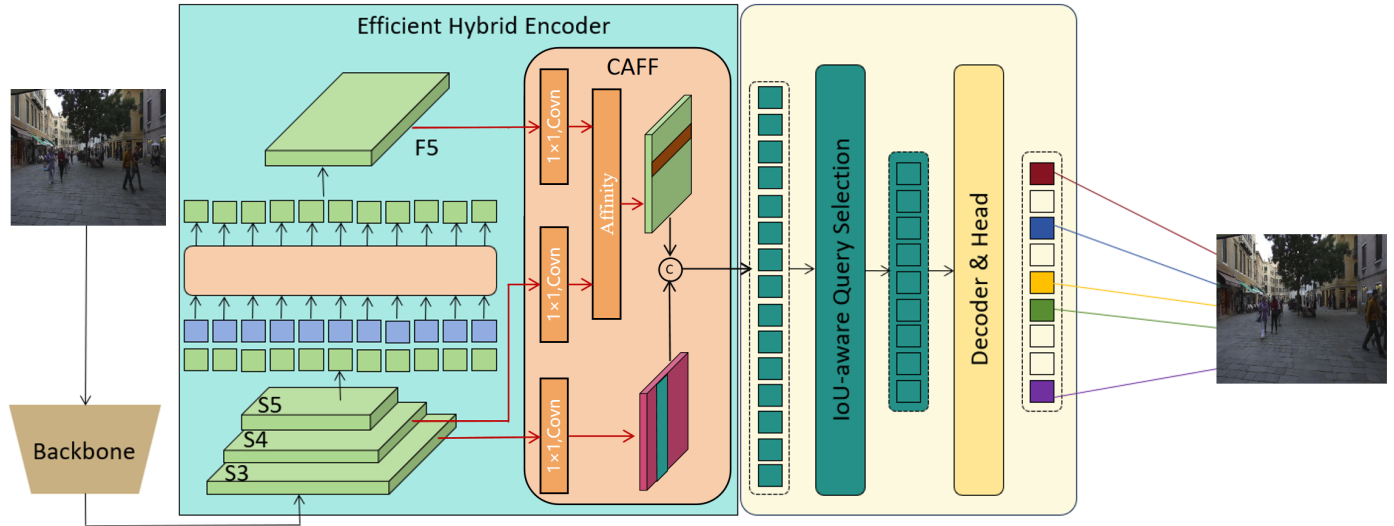


Figure 2. CT-DETR Model Architecture Diagram.

EfficientNet. The hybrid encoder, on the other hand, undertakes the task of feature encoding, converting the feature maps extracted by the backbone network into more expressive and semantically understandable feature representations. It consists of a series of Transformer encoders, encoding feature vectors into high-dimensional representations through self-attention mechanisms and fully connected layers. The transformer decoder with auxiliary prediction heads is a crucial component responsible for translating the encoded feature maps into the results of target detection. It consists of multiple layers of Transformer decoders, each layer containing self-attention mechanisms and cross-attention mechanisms. The auxiliary prediction heads provide additional supervisory signals, contributing to the convergence and stability of model training. By integrating these components, the CT-DETR model achieves efficient detection and re-identification of targets in complex scenes. The network structure is illustrated in Figure 2, where initially, features from the last three stages of the backbone network S3, S4, S5 are utilized as the input to the encoder. The efficient hybrid encoder transforms multi-scale features into a sequence of image features through Scale-Invariant Feature Interaction (AIFI) and Cross-Attention Feature Fusion Module (CAFF).

3.1.1 Efficient Hybrid Encoder

The proposed encoder comprises two modules: the Attention-based Intra-scale Feature Interaction (AIFI) module and the Convolutional Neural Network-based Cross-Attention Feature Fusion (CAFF) [17]. Building upon variant D, AIFI further

reduces computational redundancy by confining intra-scale interactions solely to S5. We contend that applying self-attention operations to higher-level features with richer semantic concepts enables capturing relationships among conceptual entities in images, thereby facilitating subsequent modules in object detection and recognition.

Specifically, the fusion block consists of N RepBlocks, and the outputs of the two paths are fused via element-wise addition. We can describe this process as follows:

$$\begin{aligned} \mathbf{Q} &= \mathbf{K} = \mathbf{V} = \text{Flatten}(S_5) \\ F_5 &= \text{Reshape}(\text{Attn}(\mathbf{Q}, \mathbf{K}, \mathbf{V})) \\ \text{Output} &= \text{CAFF}(\{S_3, S_4, F_5\}) \end{aligned} \quad (1)$$

Here, "Attn" stands for multi-head self-attention, while "Reshape" is used to restore the shape of features to match that of S5, serving as the inverse operation of "Flatten".

3.1.2 IoU-aware Query Selection

We propose the method of IoU-aware Query Selection, wherein during training, the model is constrained to generate high classification scores for features with high IoU scores, and low classification scores for features with low IoU scores. This approach helps the model to more effectively utilize IoU information in the object detection task, thereby improving the accuracy of object localization and classification. Specifically, through IoU-aware Query Selection, the model can focus more on features closely related to the target, while appropriately downweighting features

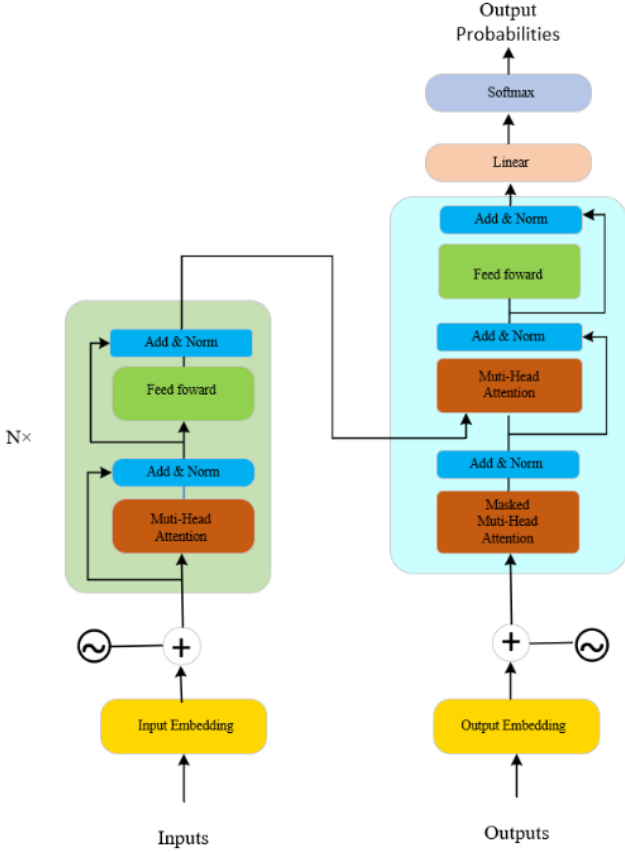


Figure 3. Schematic diagram of the Transformer model structure.

with lower relevance to the target, thus effectively enhancing the performance of object detection. This mechanism introduces a finer IoU-aware adjustment during training, enabling the model to intelligently handle object detection tasks in various scenarios, thereby improving its robustness and generalization capability. We redefine the optimization objective of the detector as follows:

$$\begin{aligned}\mathcal{L}(\hat{y}, y) &= \mathcal{L}_{box}(\hat{b}, b) + \mathcal{L}_{cls}(\hat{c}, \hat{b}, y, b) \\ &= \mathcal{L}_{box}(\hat{b}, b) + \mathcal{L}_{cls}(\hat{c}, c, IoU)\end{aligned}\quad (2)$$

In the given equation, \hat{y} and y represent predicted and true values, respectively, where $\hat{y} = \{\hat{c}, \hat{b}\}$ and $y = \{c, b\}$. Here, c stands for class and b for bounding box. We introduce the IoU score into the classification branch's objective function, akin to VFL, to ensure consistency in positive sample classification and localization.

3.2 Self-Attention

In our CT-DETR model, the Transformer plays a crucial role. This architecture enables the model to effectively capture long-distance dependencies within the image,

whether they are spatial or temporal [18, 24]. By simultaneously calculating attention scores for each position in the image relative to every other position, the Transformer endows the backbone network of CT-DETR with a powerful global understanding capability. This not only increases the model's flexibility in processing input sequences of varying lengths but also significantly boosts the efficiency of parallel computations, thereby accelerating training speed. Most importantly, the introduction of the Transformer significantly enhances the model's ability to recognize key features within images, providing strong support for achieving high-precision object detection and identification. The network architecture diagram of the Transformer is shown in Figure 3.

$$Q = W^Q X \quad (3)$$

where Q is the matrix of queries, X is the input representation (e.g., word embeddings), and W^Q is the weight matrix for queries.

$$K = W^K X \quad (4)$$

where K is the matrix of keys, X is the input representation, and W^K is the weight matrix for keys.

$$V = W^V X \quad (5)$$

where V is the matrix of values, X is the input representation, and W^V is the weight matrix for values.

$$A = \frac{QK^T}{\sqrt{d_k}} \quad (6)$$

where A represents the attention scores matrix, QK^T is the dot product of queries and keys transpose, and $\sqrt{d_k}$ is the scaling factor, with d_k being the dimension of the key vectors.

$$A' = \text{softmax}(A) \quad (7)$$

where A' is the softmax-normalized attention scores, ensuring all the attention scores are positive and sum up to 1.

$$O = A'V \quad (8)$$

where O is the output matrix of the self-attention mechanism, and V is the matrix of values.

$$\text{Output} = W^O O \quad (9)$$

where Output is the final output of the self-attention layer, O is the output matrix from the self-attention mechanism, and W^O is the output weight matrix.

3.3 Loss Function Design

When constructing the loss function, we first calculate the loss between the predicted heatmap and the actual heatmap. This loss calculation is based on the discrepancy between the two, aiming to measure the deviation between the predicted results and the ground truth. Then, we use a Gaussian distribution to map the heatmap onto the heatmap, which helps to more accurately localize the keypoints in the heatmap. Finally, based on the difference between the mapped heatmap and the actual heatmap, we construct the loss function to guide the optimization of model parameters, thereby improving the model's prediction accuracy and precision regarding the target. We use the following equation to describe the content above.

$$Y_{xy} = \exp\left(-\frac{(x - P_{d(x)})^2 + (y - P_{d(y)})^2}{2\sigma^2}\right) \quad (10)$$

$$L_{\text{heatmap}} = \begin{cases} (1 - \hat{Y}_{xy})^\alpha \ln(\hat{Y}_{xy}), & Y_{xy} = 1 \\ -\frac{1}{N} \sum_{xy} \left\{ (1 - Y_{xy})^\beta (\hat{Y}_{xy})^\alpha \ln(1 - \hat{Y}_{xy}), & Y_{xy} \neq 1 \right. \end{cases} \quad (11)$$

Where: Y_{xy} denotes the value of the actual heatmap at pixel location (x, y) , generated by applying a Gaussian distribution centered on the keypoint. This reflects the probability of the pixel being the keypoint location. \hat{Y}_{xy} represents the predicted heatmap value at pixel location (x, y) , indicating the model's estimation of the keypoint likelihood at that pixel. $P_{d(x)}$ and $P_{d(y)}$ are the predicted coordinates of the keypoint, serving as the center of the Gaussian distribution applied to generate the actual heatmap. σ is the standard deviation of the Gaussian distribution, controlling the spread of the heatmap around the keypoint and hence influencing the localization sensitivity. N is the total number of pixels in the heatmap, used to normalize the loss over all pixels. α and β are hyperparameters that adjust the emphasis on different aspects of the loss, specifically focusing on penalizing false negatives and false positives respectively.

The final loss function is shown as follows:

$$L_{\text{box}} = \sum_{i=1}^N \left\| O^i - \hat{O}^i \right\|_1 + \left\| S^i - \hat{S}^i \right\|_1 \quad (12)$$

3.4 Pedestrian reidentification

Pedestrian re-identification (ReID, Reidentification) is a specific computer vision task aimed at recognizing and tracking the appearance of the same pedestrian across a network of cameras [20, 21]. This capability is crucial for fields such as video surveillance, human traffic analysis, and social security. Pedestrian Re-ID systems work by extracting and comparing the appearance features of pedestrians from different video frames or different camera angles. These appearance features include, but are not limited to, clothing color, style, body posture, and gait. The detailed information in this study is shown in the equations.

$$L_{\text{identity}} = -\sum_{i=1}^N \sum_{k=1}^K L^i(k) \log(p(k)) \quad (13)$$

where $L(k)$ is the expected probability distribution for the identity of the k^{th} target, where the number of categories is denoted by k . $p(k)$ represents the actual probability distribution for the identity of the k^{th} object.

4 Experiments

4.1 Dataset

Our experiment makes use of two prominent datasets for evaluating object tracking algorithms: 2DMOT2015 and OTB-100. The 2DMOT2015 dataset serves as a comprehensive benchmark for multiple object tracking, offering a diverse array of challenging sequences derived from real-world scenarios [35]. These sequences are annotated with ground truth data, including object positions and identities, enabling rigorous evaluation of tracking algorithms' performance under various conditions such as occlusions, scale variations, and object interactions. On the other hand, the OTB-100 dataset, also known as Object Tracking Benchmark-100, is specifically designed for single object tracking tasks [36]. It encompasses a collection of 100 video sequences, each presenting unique challenges like appearance changes, background clutter, and motion blur. Similar to the 2DMOT2015 dataset, the OTB-100 dataset provides ground truth bounding box annotations for each sequence, facilitating a thorough assessment of tracking algorithms' accuracy and robustness. These datasets collectively serve as invaluable resources for assessing the effectiveness and robustness of our proposed tracking algorithm across a wide range of tracking scenarios and challenges. Figure 4 displays



Figure 4. Dataset examples display.

examples from two datasets, and we extracted four frames for illustration.

4.2 Experimental Environment

In this experiment, we have meticulously documented the configuration of the experimental environment to ensure the reproducibility of the results. The specific parameters of the experimental environment are shown in Table 1.

Table 1. Experimental environment demonstrated.

Parameter	Configuration
CPU	Intel Core i7-12700KF
GPU	NVIDIA GeForce RTX 4090 (24 GB)
CUDA version	CUDA 11.8
Python version	Python 3.8.16
Deep learning framework	Pytorch 1.8.1
Operating system	Ubuntu 22.04.2

4.2.1 Model training

Table 2 presents the parameter settings for CT-DETR. Each row in the table lists a specific parameter used during the training and evaluation of the model, along with its corresponding value. The detailed parameters include a learning rate set to 0.01, indicating the step size at each iteration while moving toward the minimum of the loss function. The optimizer used is SGD (Stochastic Gradient Descent), a popular optimization method for training deep learning models. The batch size is set to 16, referring to the number of training examples used in one iteration. Weight decay is set to none, training epochs to 300, model parameters to 4,385,523, and the number of

layers to 252. The image size is set to 640, seed values to 0, and early stopping is enabled (True).

Table 2. Model Parameter Settings

Parameter	Value
Learning Rate	0.01
Optimizer	SGD
Batch Size	16
Weight Decay	None
Training Epochs	300
Model Parameters	4,385,523
Number of Layers	252
Image Size	640
Seeds	0
Early Stop	True

4.2.2 Evaluation Metrics

In this experiment, we employed numerous evaluation metrics to thoroughly analyze the model's performance, as shown in the following formulas.

$$Precision = \frac{TP}{TP + FP} \quad (14)$$

where *Precision* is the proportion of true positive predictions in all positive predictions, *TP* is the number of true positives, and *FP* is the number of false positives.

$$Recall = \frac{TP}{TP + FN} \quad (15)$$

where *Recall* measures the proportion of actual positives correctly identified, *FN* is the number of

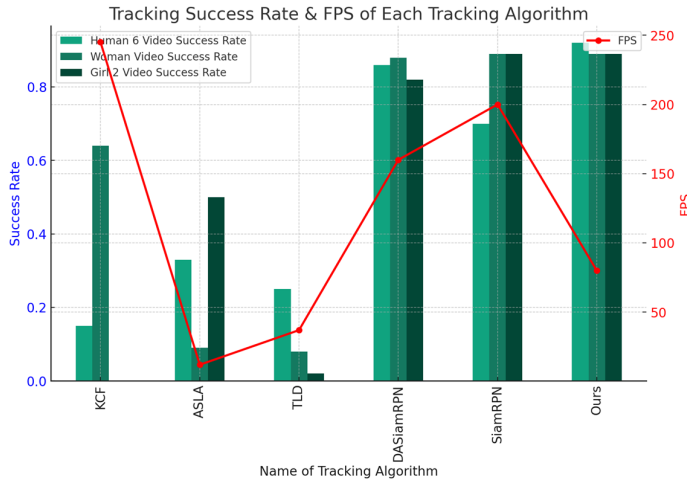


Figure 5. Model performance on the OTB-100 dataset.

false negatives.

$$F1-Score = 2 \times \frac{Precision \times Recall}{Precision + Recall} \quad (16)$$

where $F1-Score$ is the harmonic mean of precision and recall, offering a balance between them.

$$TP = \text{Number of true positive predictions} \quad (17)$$

where TP directly counts instances correctly identified as positive.

$$mAP = \frac{1}{N} \sum_{q=1}^Q \sum_{k=1}^{n_q} P(k) \times rel(k) \quad (18)$$

where mAP (mean Average Precision) averages the precision scores at different recall levels, N is the number of queries, Q is the total number of classes, n_q is the number of relevant documents for the q^{th} query, $P(k)$ is the precision at cutoff k , and $rel(k)$ is an indicator function equaling 1 if the item at rank k is a relevant document, 0 otherwise.

Table 3. Performance Evaluation Metrics.

Measure	Better	Description
MOTA	higher	Multiple Object Tracking Accuracy.
MOTP	higher	Multiple Object Tracking Precision.
IDF1	higher	The ratio of correctly identified detections.
MT	higher	Mostly tracked targets.
ML	lower	Mostly lost targets.
FP	lower	The total number of false positives.
FN	lower	The total number of false negatives.
ID Sw.	lower	The total number of identity switches.

4.3 Experimental Results and Analysis

In the evaluation of our pedestrian counting algorithm, we utilized the 2DMOT2015 benchmark for



Figure 6. Display of ReID Effects. Five frames are extracted from Scene 258 for demonstration.

quantitative analysis of the algorithm's performance. The 2DMOT2015 is a recognized evaluation platform specifically designed for the fair comparison and assessment of multiple pedestrian tracking algorithms. This platform offers a series of detailed test video data encompassing various dynamic and complex urban environments. These settings include diverse lighting conditions, levels of crowd density, and camera movements, thereby providing rich testing scenarios for pedestrian detection and tracking algorithms. Each video contains precise ground truth data, which serves to verify the accuracy and consistency of each pedestrian target identified by the algorithm. The specific description is shown in Table 3.

The model uses the OTB-100 (Object Tracking Benchmark-100) dataset to test accuracy. Since it is designed for pedestrian tracking, the model selected multiple videos containing pedestrians such as "Human 6 Video", "Woman Video", and "Girl 2 Video" for evaluation. As shown in Table 4, the table presents the success rates and frames per second (FPS) of different tracking algorithms on various types of videos, including Human 6 Video, Woman Video, and Girl 2 Video. These algorithms have undergone testing on the OTB-100 dataset, which is a commonly used benchmark for evaluating tracking algorithm performance. In the Human 6 Video, our algorithm outperforms others with a success rate of 97%, significantly higher than KCF (20%), ASLA (38%), TLD (30%), DASiamRPN (91%), and SiamRPN (75%). Similarly, on Woman Video and Girl 2 Video, our algorithm also achieves excellent results with success rates of 94% each, comparable to DASiamRPN and SiamRPN but notably superior to KCF, ASLA, and TLD. In terms of performance, although our algorithm's FPS is 80, lower than KCF (245), DASiamRPN (160), and SiamRPN (200), it still maintains a relatively stable speed compared to these algorithms while achieving significant advantages




Figure 7. Pedestrian flow tracking and counting visualization demonstration by the model.

Table 4. Tracking success rate list of each tracking algorithm in several pedestrian videos of OTB-100.

Name of Tracking Algorithm	Human 6 Video Success Rate	Woman Video Success Rate	Girl 2 Video Success Rate	FPS
KCF[37]	0.15	0.64	0.00	245
ASLA [38]	0.33	0.09	0.50	12
TLD [39]	0.25	0.08	0.02	37
DASiamRPN[40]	0.86	0.88	0.82	160
SiamRPN [41]	0.70	0.89	0.89	200
Ours	0.92	0.89	0.89	80

in accuracy. Therefore, our algorithm demonstrates outstanding comprehensive performance in pedestrian tracking tasks. Figure 5 visualizes the table, providing a more intuitive representation of the performance of the model.

4.4 Discussion

Table 5 presents the evaluation results of pedestrian counting for five different video sequences. During the evaluation process, we counted the cases of missed detections (FN) and false positives (FP) based on manually observed counting results and calculated the Precision, Recall, and F1-Score based on these data to comprehensively evaluate the performance of the counting algorithm. As seen in the table, the pedestrian count results for each video sequence (Seq1 to Seq5) are close to the actual count (GT), demonstrating the algorithm's high accuracy. The

number of false positives (FP) and missed detections (FN) are relatively balanced across the sequences, with no extreme cases. The number of accurately detected pedestrians (TP) is close to the total count, further confirming the effectiveness of the algorithm. Overall, the Precision and Recall for all five sequences are above 90%, with Precision ranging from 93.62% to 96.05% and Recall from 91.65% to 94.15%, reflecting the algorithm's stability and high accuracy across different scenarios. The F1-Score, as a harmonic mean of Precision and Recall, provides a balanced metric for evaluation, with all sequences achieving an F1-Score above 90%. This indicates a good balance between accuracy and recall rate maintained by the algorithm. Summarizing the results of all sequences, the overall Precision reached 94.99%, Recall was 92.78%, and the F1-Score was 93.87%, further proving the high




Figure 8. Pedestrian flow tracking trajectory path display.

efficiency and accuracy of this pedestrian counting algorithm across different video sequences. Through this evaluation, we can consider the algorithm to be reliable and effective for pedestrian counting in practical applications, capable of meeting the accuracy requirements of most scenarios.

In this experiment, the ReID (Re-Identification) module played a crucial role as it was able to accurately identify and segment the flow of people in videos. In Figure 6, we presented a case study that demonstrates how the ReID module effectively recognizes specific pedestrian targets from complex scenes and continuously tracks these targets across different frames. This capability relies not only on the module's deep learning and understanding of pedestrian features but also on its sensitive capture of pedestrian behaviors and position changes in dynamic environments. By combining semantic and spatial

information, as well as a fusion technique of both deep and shallow features, the ReID module can provide a more comprehensive representation of target features. This integrated feature extraction method not only improves the accuracy of identification but also enhances the system's robustness to variations in the target under different conditions (such as varying lighting conditions, occlusions, and the ability to distinguish between similar targets).

As shown in Figure 7, we conducted tests using our publicly released test videos, from which we accurately tracked pedestrian targets and performed count statistics. This demonstrated the efficiency and accuracy of our model. Through analyzing the publicly available test videos, we not only accurately tracked each pedestrian target but also conducted effective count statistics, proving our model's powerful capability in processing real-time video surveillance

Table 5. The evaluation results of the algorithm in test videos.

Sequence	Count	Result	GT	FP	FN	TP	Precision	Recall	F1-Score
Seq1	550		565	19	34	529	94.20%	91.65%	92.91%
Seq2	409		410	16	17	391	93.62%	93.39%	93.50%
Seq3	569		570	19	20	548	94.32%	94.15%	94.24%
Seq4	921		953	16	48	903	96.05%	92.76%	94.38%
Seq5	667		691	14	38	651	95.61%	92.23%	93.89%
TOTAL	3124		3197	92	165	3030	94.99%	92.78%	93.87%

data. This success is attributed to the strong performance of the CT-DETR model, which is based on the Transformer architecture, providing a robust detection foundation for our multi-object tracking system. CT-DETR effectively processes every frame of the video, accurately locating pedestrian targets even in highly crowded or dynamically changing scenes. This high efficiency and precision in target detection are key to achieving accurate tracking and count statistics.

Further, Figure 8 demonstrates the model's capability through the visualization of tracking trajectories. This figure highlights the paths taken by individual pedestrians within the monitored area, showing the model's ability to continuously track each person even in complex scenarios.

5 Conclusion

In this study, we introduce a deep learning-based Multi-Object Tracking (MOT) model aimed at enhancing pedestrian tracking accuracy and efficiency. By combining CT-DETR detection technology with a ReID (Re-Identification) module, our model accurately identifies and tracks multiple pedestrian targets in various scenarios. Tested on public datasets, our model demonstrates efficient detection and tracking, particularly in urban settings and crowded environments. However, challenges remain, such as improving resilience in extreme conditions and optimizing real-time processing capabilities. Additionally, our model's tracking performance declines in low-light conditions and highly congested areas. Moving forward, our objective is to address these limitations by integrating advanced image processing technologies and optimizing algorithms to enhance resilience and reduce computational demands. We believe this research contributes to advancing multi-object tracking technology and provides insights for the practical deployment of video surveillance and intelligent systems.

Conflicts of Interest

The authors declare no conflicts of interest.

Funding

This work was supported without any funding.

References

- [1] Wang, Y., Tang, C., Wang, S., Cheng, L., Wang, R., Tan, M., & Hou, Z. (2021). Target tracking control of a biomimetic underwater vehicle through deep reinforcement learning. *IEEE Transactions on Neural Networks and Learning Systems*, 33(8), 3741-3752. [CrossRef]
- [2] Zhao, D., Cao, J., Zhu, X., Zhang, Z., Arun, P. V., Guo, Y., ... & Hu, J. (2022). Hyperspectral video target tracking based on deep edge convolution feature and improved context filter. *Remote Sensing*, 14(24), 6219. [CrossRef]
- [3] Gao, S., Peng, Z., Liu, L., Wang, H., & Wang, D. (2021). Coordinated target tracking by multiple unmanned surface vehicles with communication delays based on a distributed event-triggered extended state observer. *Ocean Engineering*, 227, 108283. [CrossRef]
- [4] Wang, C., Wang, Y., Han, Y., Song, L., Quan, Z., Li, J., & Li, X. (2017, January). CNN-based object detection solutions for embedded heterogeneous multicore SoCs. In *2017 22nd Asia and South Pacific design automation conference (ASP-DAC)* (pp. 105-110). IEEE. [CrossRef]
- [5] Li, T., Song, Y., & Fan, H. (2023). From target tracking to targeting track: A data-driven yet analytical approach to joint target detection and tracking. *Signal Processing*, 205, 108883. [CrossRef]
- [6] Ram, S. S. (2022). Fusion of inverse synthetic aperture radar and camera images for automotive target tracking. *IEEE Journal of Selected Topics in Signal Processing*. [CrossRef]
- [7] Chinthi-Reddy, S. R., Lim, S., Choi, G. S., Chae, J., & Pu, C. (2022). DarkSky: Privacy-preserving target tracking strategies using a flying drone. *Vehicular Communications*, 35, 100459. [CrossRef]
- [8] Wang, J., Li, F., An, Y., Zhang, X., & Sun, H. (2024). Towards Robust LiDAR-Camera Fusion in BEV

- Space via Mutual Deformable Attention and Temporal Aggregation. *IEEE Transactions on Circuits and Systems for Video Technology*. [CrossRef]
- [9] Ning, E., Wang, C., Zhang, H., Ning, X., & Tiwari, P. (2023). Occluded person re-identification with deep learning: a survey and perspectives. *Expert Systems with Applications*, 122419. [CrossRef]
- [10] Ning, X., Yu, Z., Li, L., Li, W., & Tiwari, P. (2024). DILF: Differentiable rendering-based multi-view Image–Language Fusion for zero-shot 3D shape understanding. *Information Fusion*, 102, 102033. [CrossRef]
- [11] Zhang, P., Yu, X., Bai, X., Wang, C., Zheng, J., & Ning, X. (2024). Joint discriminative representation learning for end-to-end person search. *Pattern Recognition*, 147, 110053. [CrossRef]
- [12] Ning, X., He, F., Dong, X., Li, W., Alenezi, F., & Tiwari, P. (2024). ICGNet: An intensity-controllable generation network based on covering learning for face attribute synthesis. *Information Sciences*, 660, 120130. [CrossRef]
- [13] Sun, N., Zhao, J., Wang, G., Liu, C., Liu, P., Tang, X., & Han, J. (2022). Transformer-based moving target tracking method for Unmanned Aerial Vehicle. *Engineering Applications of Artificial Intelligence*, 116, 105483. [CrossRef]
- [14] Ebrahimi, M., Ardeshiri, M., & Khanghah, S. A. (2022). Bearing-only 2D maneuvering target tracking using smart interacting multiple model filter. *Digital Signal Processing*, 126, 103497. [CrossRef]
- [15] Lv, C., Zhu, J., Tao, Z., & Pi, Y. (2022). An improved target tracking scheme based on MC-MPMC method for mobile wireless sensor networks. *EURASIP Journal on Wireless Communications and Networking*, 2022(1), 74. [CrossRef]
- [16] Luo, J., Wang, Z., Chen, Y., Wu, M., & Yang, Y. (2020). An improved unscented particle filter approach for multi-sensor fusion target tracking. *Sensors*, 20(23), 6842. [CrossRef]
- [17] Xu, Y., Wang, Z., Li, Z., Yuan, Y., & Yu, G. (2020, April). Siamfc++: Towards robust and accurate visual tracking with target estimation guidelines. In *Proceedings of the AAAI conference on artificial intelligence* (Vol. 34, No. 07, pp. 12549-12556). [CrossRef]
- [18] Islam, M. A., Alexandropoulos, G. C., & Smida, B. (2022, December). Simultaneous multi-user MIMO communications and multi-target tracking with full duplex radios. In *2022 IEEE Globecom Workshops (GC Wkshps)* (pp. 19-24). IEEE. [CrossRef]
- [19] Li, G., Battistelli, G., Chisci, L., & Kong, L. (2020, September). Distributed multi-target tracking over an asynchronous multi-sensor network. In *2020 IEEE Radar Conference (RadarConf20)* (pp. 1-6). IEEE. [CrossRef]
- [20] Mayer, C., Danelljan, M., Paudel, D. P., & Van Gool, L. (2021). Learning target candidate association to keep track of what not to track. In *Proceedings of the IEEE/CVF international conference on computer vision* (pp. 13444-13454). [CrossRef]
- [21] Dong, L., Xu, H., Feng, X., Han, X., & Yu, C. (2020). An adaptive target tracking algorithm based on EKF for AUV with unknown Non-Gaussian process noise. *Applied Sciences*, 10(10), 3413. [CrossRef]
- [22] Zhang, J., Hu, T., Shao, X., Xiao, M., Rong, Y., & Xiao, Z. (2021). Multi-target tracking using windowed Fourier single-pixel imaging. *Sensors*, 21(23), 7934. [CrossRef]
- [23] Hong-Bin, Z. A. I., Long, H. E., & Yun-Feng, L. I. U. (2020, June). Target tracking method of transmission line insulator based on multi feature fusion and adaptive scale filter. In *2020 5th Asia Conference on Power and Electrical Engineering (ACPEE)* (pp. 1626-1630). IEEE. [CrossRef]
- [24] Zarai, K., & Cherif, A. (2021). Adaptive filter based on Monte Carlo method to improve the non-linear target tracking in the radar system. *Aerospace Systems*, 4(1), 67-74. [CrossRef]
- [25] Shi, Y., Choi, J. W., Xu, L., Kim, H. J., Ullah, I., & Khan, U. (2020). Distributed target tracking in challenging environments using multiple asynchronous bearing-only sensors. *Sensors*, 20(9), 2671. [CrossRef]
- [26] Liu, Q., Liu, Y., & Lin, D. (2023). Revolutionizing Target Detection in Intelligent Traffic Systems: YOLOv8-SnakeVision. *Electronics*, 12(24), 4970. [CrossRef]
- [27] Zou, H., Zhan, H., & Zhang, L. (2022). Neural Network Based on Multi-Scale Saliency Fusion for Traffic Signs Detection. *Sustainability*, 14(24), 16491. [CrossRef]
- [28] Chen, X. (2022, October). Traffic Lights Detection Method Based on the Improved YOLOv5 Network. In *2022 IEEE 4th International Conference on Civil Aviation Safety and Information Technology (ICCASIT)* (pp. 1111-1114). IEEE. [CrossRef]
- [29] Taouqi, I., Klilou, A., Chaji, K., & Arsalane, A. (2022, November). Yolov2 Implementation and Optimization for Moroccan Traffic Sign Detection. In *The International Conference on Artificial Intelligence and Smart Environment* (pp. 837-843). Cham: Springer International Publishing. [CrossRef]
- [30] Guillermo, M., Francisco, K., Concepcion, R., Fernando, A., Bandala, A., Vicerra, R. R., & Dadios, E. (2023, May). A Comparative Study on Satellite Image Analysis for Road Traffic Detection using YOLOv3-SPP, Keras RetinaNet and Full Convolutional Network. In *2023 8th International Conference on Business and Industrial Research (ICBIR)* (pp. 578-584). IEEE. [CrossRef]
- [31] Li, Y., Li, J., & Meng, P. (2023). Attention-YOLOV4: a real-time and high-accurate traffic sign detection algorithm. *Multimedia tools and applications*, 82(5), 7567-7582. [CrossRef]

- [32] Tarun, R., & Esther, B. P. (2023, July). Traffic Anomaly Alert Model to Assist ADAS Feature based on Road Sign Detection in Edge Devices. In *2023 4th International Conference on Electronics and Sustainable Communication Systems (ICESC)* (pp. 824-828). IEEE. [CrossRef]
- [33] Krishnendhu, S. P., & Mohandas, P. (2023). SAD: Sensor-based Anomaly Detection System for Smart Junctions. *IEEE Sensors Journal*. [CrossRef]
- [34] Xia, J., Li, M., Liu, W., & Chen, X. (2023). DSRA-DETR: An Improved DETR for Multiscale Traffic Sign Detection. *Sustainability*, 15(14), 10862. [CrossRef]
- [35] Sun, S., Wang, Y., & Piao, Y. (2021, May). A Real-time Multi-target tracking method based on Deep Learning. In *Journal of Physics: Conference Series* (Vol. 1920, No. 1, p. 012112). IOP Publishing. [CrossRef]
- [36] Chen, X., Li, D., & Zou, Q. (2021). Exploiting Acceleration of the Target for Visual Object Tracking. *IEEE Access*, 9, 73818-73825. [CrossRef]
- [37] Zhao, F., Hui, K., Wang, T., Zhang, Z., & Chen, Y. (2021). A KCF-based incremental target tracking method with constant update speed. *IEEE Access*, 9, 73544-73560. [CrossRef]
- [38] Liu, Y., Pan, C., Bie, M., & Li, J. (2022). An efficient real-time target tracking algorithm using adaptive feature fusion. *Journal of Visual Communication and Image Representation*, 85, 103505. [CrossRef]
- [39] Yang, X., Zhu, S., Xia, S., & Zhou, D. (2020). A new TLD target tracking method based on improved correlation filter and adaptive scale. *The Visual Computer*, 36(9), 1783-1795. [CrossRef]
- [40] Duan, Y., Wu, W., Liu, L., Liu, S., Liang, P., & Zhang, Y. (2022, December). DTTrack: Target Tracking Algorithm Combining DaSiamRPN Tracker and Transformer Tracker. In *Proceedings of the 2022 5th International Conference on Algorithms, Computing and Artificial Intelligence* (pp. 1-5). [CrossRef]
- [41] Qian, K., Zhang, S. J., Ma, H. Y., & Sun, W. J. (2023). SiamIST: Infrared small target tracking based on an improved SiamRPN. *Infrared Physics & Technology*, 134, 104920. [CrossRef]



Shixin Yang received the B.Eng. degree from Beijing Technology and Business University, China. Since 2019, he has been researching on artificial intelligence. His main research interests include artificial intelligence and Protein structure prediction. (email:2330601026@st.btbu.edu.cn)



Ming Gao received the M.Ed. in Sport Medicine in 2009. He is currently pursuing the Ph.D. degree with the School of Artificial Intelligence and Computer Science, Jiangnan University, Wuxi 214122, China. His research interests include neural network, computer vision, image processing, and hyperspectral image processing. (email:aarongao@ieee.org)